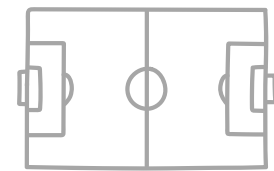


Sports facilities of world women's football clubs

Sports facilities and complementary spaces of world clubs

Access of women's team to **soccer fields**



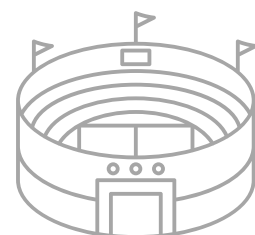
- 25 %** Artificial grass
- 57 %** Natural grass
- 18 %** Artificial and natural grass

Access of women's team to **complementary spaces**



- 80%** Medical or physiotherapy room
- 73%** Meeting or video room
- 37%** Indoor training area

Access of women's team to **complementary sports spaces**



- 80%** Fitness area or gym
- 21 %** Swimming pool
- 19%** Spa or recovery area

Access of women's team to **specific areas**



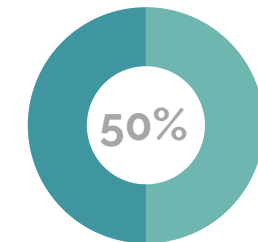
- 55%** Women's football specific office
- 51 %** Catering service for the players
- 32%** Players room

Did you know?

Most women's soccer teams have **access to basic facilities**. Only a minority have access to complementary sports spaces and specific areas.

Proportion of clubs with access to facilities

1 out of every 2 clubs with access to sports facilities, complementary spaces and specific areas, **has won the professional league** in the last five years, compared to only 23% of the other clubs.



23% of the clubs that have greatest access to sports facilities were in **the top 5 of professional league** compared to 36% of the other clubs.



Clubs with access to more sport facilities tend to **outrank other clubs** in their leagues.

